

more+

CENTRAL PARK ■ J1 M49 ■ BRISTOL ■ BS35 4EL



# Three Brand New Industrial / Distribution Units 47,745 – 94,361 sq ft **TO LET**

AVAILABLE NOW

- EPC A
- Fully fitted offices
- Dock and level access loading doors
- 50kN/m2 floor loading capacity
- 35-62m self-contained, secure service yards
- Within 0.5 miles from M49 Junction 1

Local occupiers include:



# BRISTOL

# more+

CENTRAL PARK ■ J1 M49 ■ BRISTOL ■ BS35 4EL



PRINCE OF WALES BRIDGE



Toll free access for all vehicles across Severn bridges



Brand new Junction 1 M49 reducing drive time significantly



South West Labour rates 4% lower than the national average



C.20,000 people in the LEP area are unemployed and actively seeking work



C.900,000 people within a 30 minute drive of Central Park



81 bed hotel



3 drive-thru services



25 million people use the Severn Crossings a year

# BRISTOL

## ACCOMMODATION

| Unit | Warehouse<br>Sq Ft | Warehouse<br>Sq M | Office<br>Sq Ft | Office<br>Sq M | Eaves<br>Height | Yard<br>Depth | Dock<br>Level<br>Doors | Level<br>Access<br>Doors | Car<br>Parking | Power<br>kVA |
|------|--------------------|-------------------|-----------------|----------------|-----------------|---------------|------------------------|--------------------------|----------------|--------------|
| 3    | 63,088             | 5,861.1           | 3,636           | 337.2          | 10m             | 43m           | 6                      | 2                        | 51             | 250          |
| 4    | 63,973             | 5,943.3           | 3,597           | 334.2          | 10m             | 55m           | 4                      | 2                        | 69             | 250          |
| 5    | 20,921             | 1,943.6           | 3,721           | 345.2          | 10m             | 43m           | 0                      | 2                        | 18             | 150          |
| 6    | 47,745             | 4,435.6           | 2,633           | 244.6          | 10m             | 45m           | 3                      | 2                        | 29             | 250          |
| 7    | 94,641             | 8,792.5           | 4,501           | 416.2          | 12m             | 38m           | 8                      | 2                        | 76             | 500          |
| 8    | 94,361             | 8,766.4           | 3,612           | 335.6          | 12m             | 55m           | 10                     | 2                        | 70             | 500          |

**Total 384,729 35,742.5**

Approximate Gross Internal Areas



**More+** is a total of 35 acres, with 6 new units recently completed and available for immediate occupation. The final 3 units remaining range in size from 47,745 sq ft to 94,361 sq ft. Phase 1 is fully let.



Up to 12m  
Eaves Heights



EPC  
A



Fully Secured  
Service Yards



Detached  
Units



50kN/m<sup>2</sup> Floor  
Loading



Fitted  
Offices



Up to 62.5m  
Yard Depths



Substantial Car  
Parking



Dock Level &  
Level Loading Doors

HIGH QUALITY  
LANDSCAPED  
ENVIRONMENT



EPC A RATING



BREEAM  
IN USE  
VERY GOOD

SUSTAINABILITY

**More+** has been constructed to a market leading standard in ESG. It already benefits from numerous environmentally conscious features, including cycle shelters and enhanced ecology and landscaping. This in turn will enable the occupier to continue working in a more sustainable way.



NATURAL LIGHT

10% TRANSLUCENT ROOF PANELS  
ACROSS THE ENTIRE WAREHOUSE AREA,  
PROVIDING PLENTY OF NATURAL LIGHT



ELECTRIC  
VEHICLE (EV)  
CHARGING  
READY



CYCLE  
PARKING


LOW VOC  
/ ORGANIC  
PAINTS



LOW  
ENERGY  
LIFTS




REFRESHMENT  
PODS



SMART  
METERING

PHOTO-VOLTAIC  
(PV) PANELS

UP TO 30% OF TOTAL ROOF  
AREA CAN BE COVERED WITH  
PV'S GENERATING ENOUGH  
ENERGY TO POWER THE  
OFFICES AND EV CHARGING



ENERGY EFFICIENT LIGHTING

ENERGY EFFICIENT LED LIGHTING IN THE OFFICES  
IS PROVIDED HELPING YOU REDUCE ENERGY  
CONSUMPTION BY UP TO 75%

ENERGY EFFICIENT  
HEATING & COOLING

VARIABLE REFRIGERANT (VRF) HEATING AND COOLING  
SYSTEM WITH INTERNAL CEILING CONCEALED FAN  
COILS UNITS TO THE OFFICE ACCOMMODATION.



ACOUSTIC  
CONTROL



BRISTOL

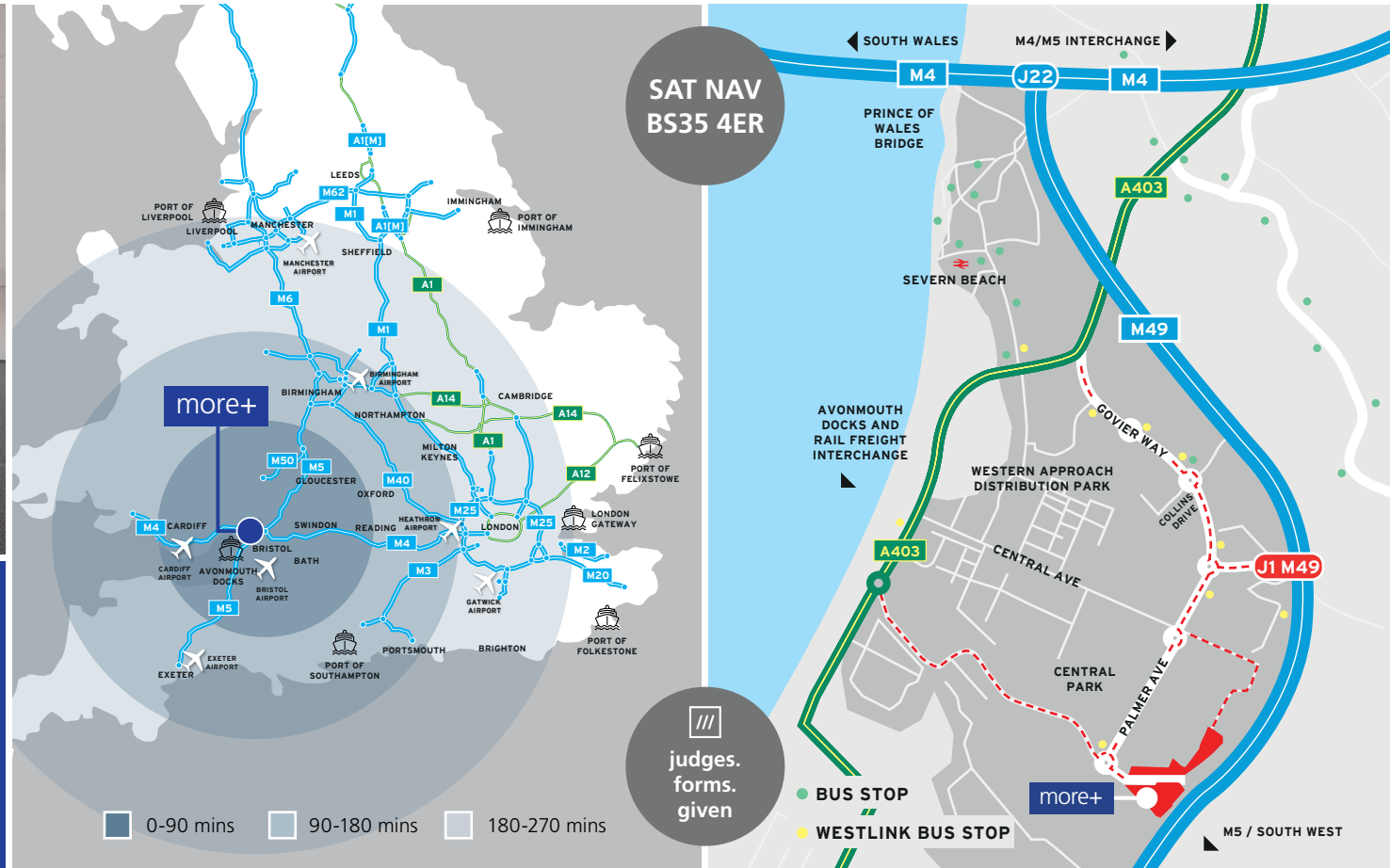


**PLANNING**

B8 (Storage & Distribution). Other uses can be accommodated. Please contact the agents to discuss.

**EPC**

EPC rating A.



**FURTHER INFORMATION**

Further information is available on request through the joint sole agents.

**DTRE**  
020 3328 9080  
www.dtre.com

**Max Dowley**  
07548 773 999  
max.dowley@dtre.com

**Jake Huntley**  
07765 154 211  
jake.huntley@dtre.com

**Colliers**  
0117 917 2000  
colliers.com/uk/industrial

**Ben Tohill**  
07796 971 218  
ben.tohill@colliers.com

**Alex Van Den Bogerd**  
07902 702 882  
alex.vandenbogerd@colliers.com

**pc russell**  
PROPERTY CONSULTANTS  
01179 732 007

**Rob Russell**  
07540 994 123  
rob@russellpc.co.uk

**Chris Miles**  
07970 886 740  
chris@russellpc.co.uk